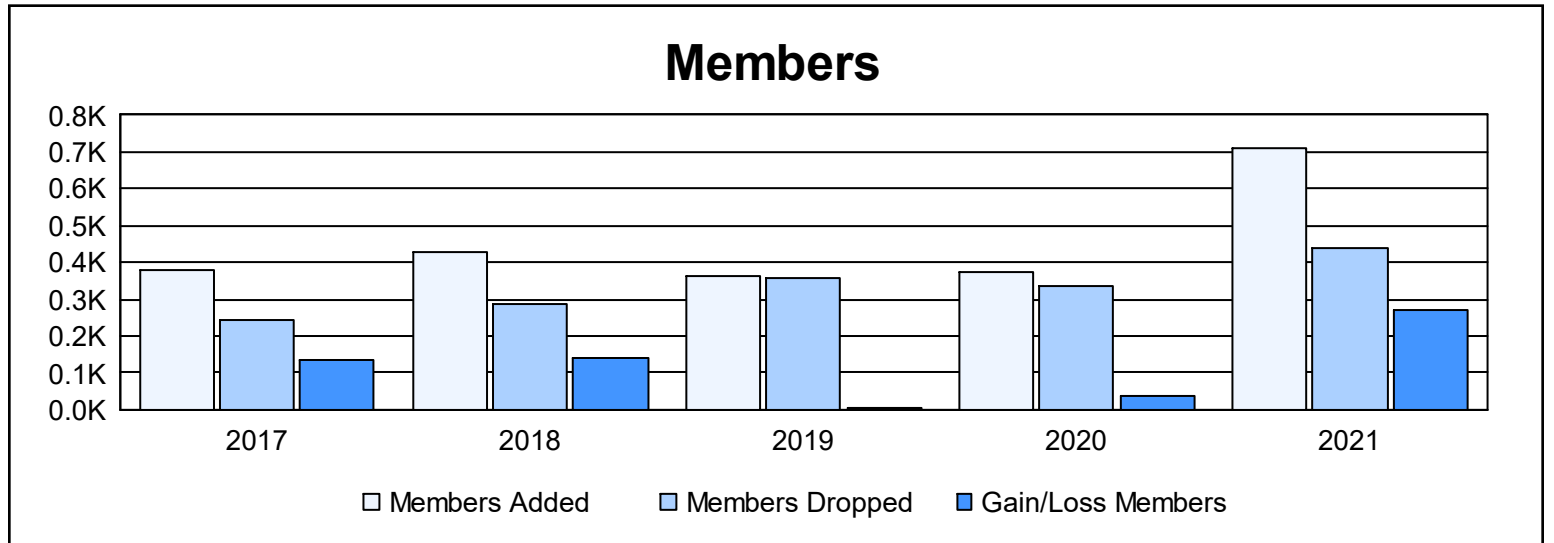
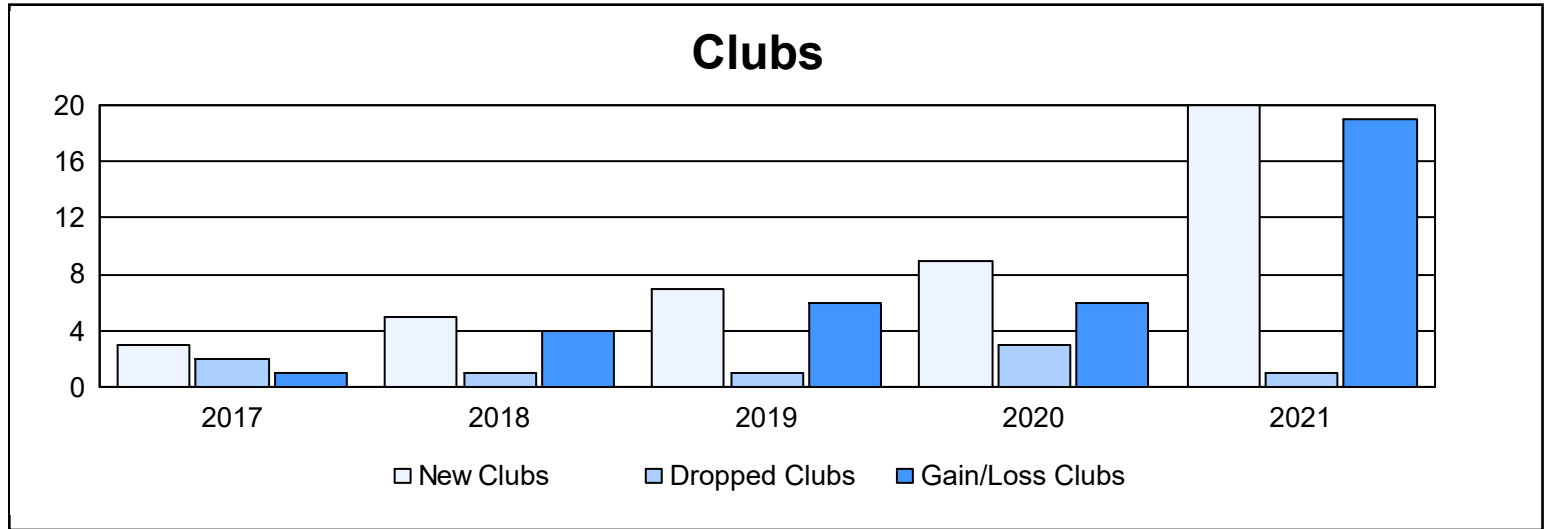
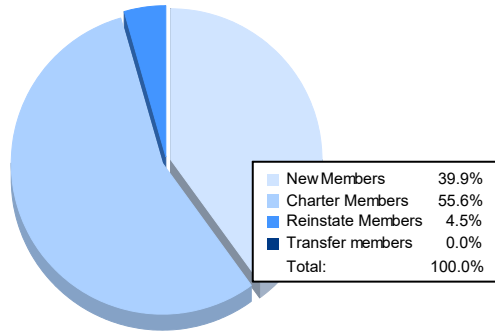


Year	New Clubs	Dropped Clubs	Gain/ Loss Clubs	New Members	Charter Members	Reinstate Members	Transfer Members	Total Member Added	Total Members Dropped	Gain/ Loss Members
2016-2017	3	2	1	284	91	4	2	381	245	136
2017-2018	5	1	4	281	134	12	2	429	289	140
2018-2019	7	1	6	188	166	3	5	362	356	6
2019-2020	9	3	6	146	197	28	3	374	338	36
2020-2021	20	1	19	283	394	32	0	709	437	272
<b>Average</b>	<b>9</b>	<b>2</b>	<b>7</b>	<b>236</b>	<b>196</b>	<b>16</b>	<b>2</b>	<b>451</b>	<b>333</b>	<b>118</b>



### Membership Composition June 2021 Cumulative



### Gender Composition June 2021 Cumulative

